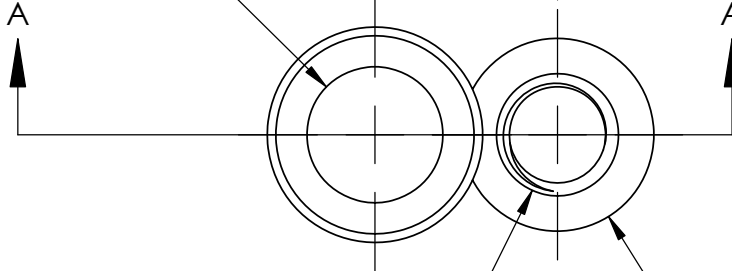



Ø 12mm Drill Thru  
[.472in]

16.10mm  
[.634in]



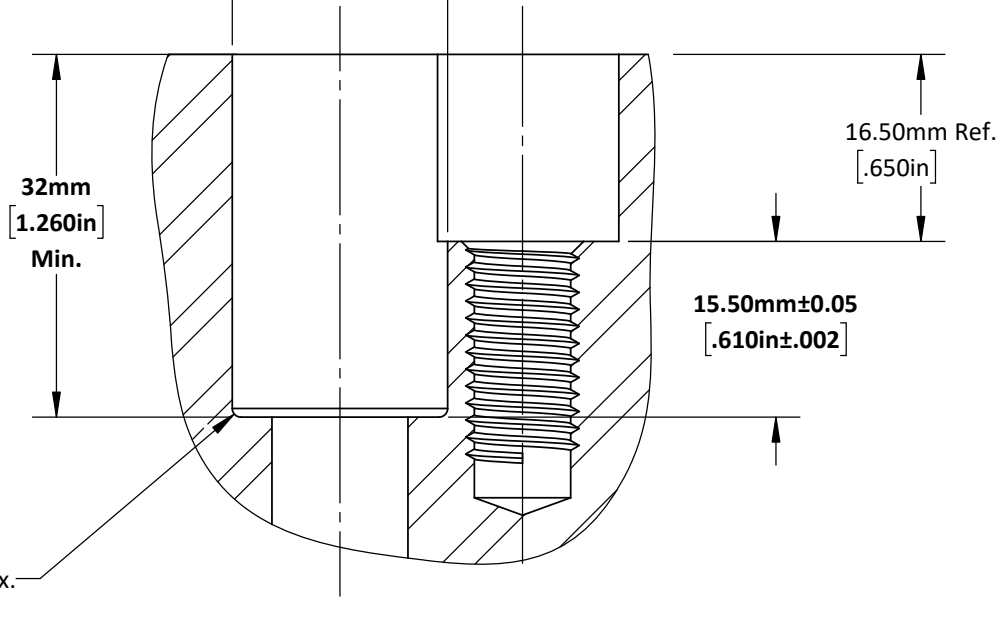
Ø 17mm±0.25  
[.669in±.010]

M10-1.5 Tap



**Do Not Slot Fastener Holes**  
**Slotting the Fastener Pocket**  
**Reduces Support to the Pilot Body**

Ø 19mm<sup>+0.021</sup><sub>0</sub>  
[.748in<sup>+.0008</sup><sub>-.0000</sub>]



SECTION A-A

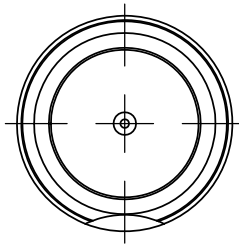
DO NOT SCALE DRAWING

REV 1

**Pilot-PA-T-16mm-3.2mm-F-Machining**

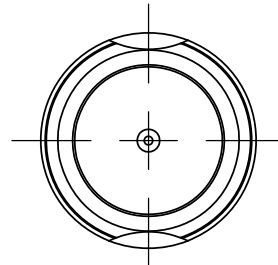
This product may be covered by one or more patents or patent applications.  
See <http://www.standardlifters.com/patents.html> for details.

**STANDARD LIFTERS INC**



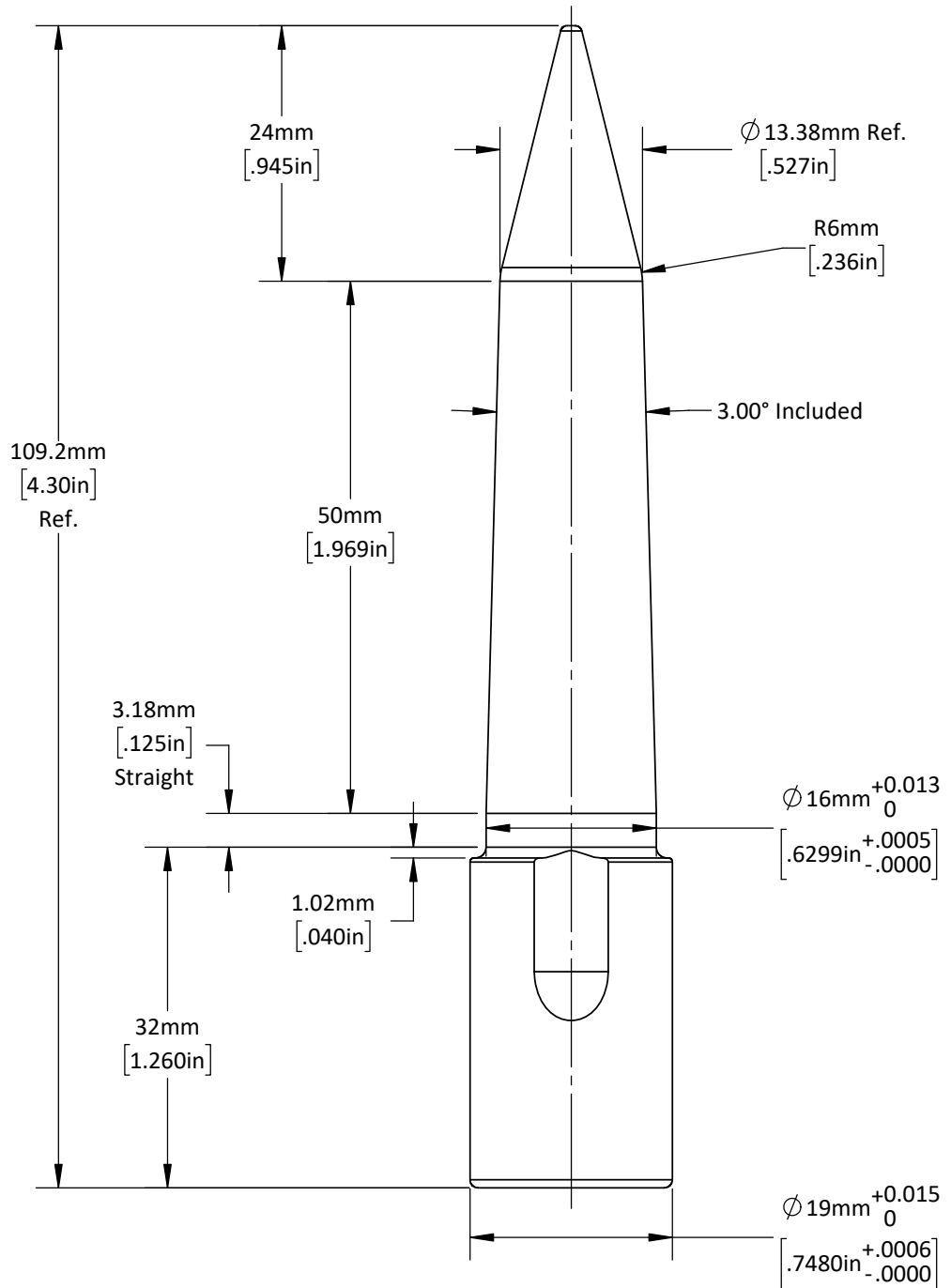
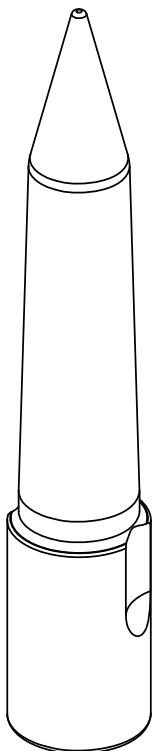
**1 Hold Down**

**PA-T-16mm-3.2mm-50mm-3-A-F<sub>1</sub>**



**2 Hold Downs**

**PA-T-16mm-3.2mm-50mm-3-A-F<sub>2</sub>**



DO NOT SCALE DRAWING

REV 1

**Pilot-PA-T-16mm-3.2mm-50mm-3-A-F<sub>1</sub> / F<sub>2</sub>**

This product may be covered by one or more patents or patent applications.  
See <http://www.standardlifters.com/patents.html> for details.

**STANDARD LIFTERS INC**