

Ø .50in Drill Thru
[12.7mm]

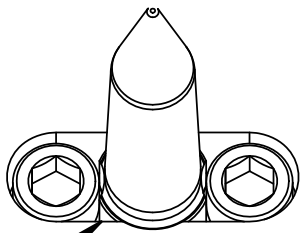
.630in
[16mm]

A

A

3/8-16 Tap

Ø .640in±.010
[16.26mm±0.25]



Do Not Slot Fastener Holes
Slotting the Fastener Pocket
Reduces Support to the Pilot Body

Ø .750in^{+0.0008}_{-.0000}
[19.050mm^{+0.020}₀]

1.250in
[31.75mm]
Min.

.625in Ref.
[15.88mm]

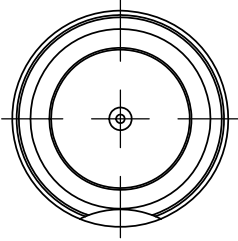
.625in±.002
[15.88mm±0.05]

R.030in Max.
[0.76mm]

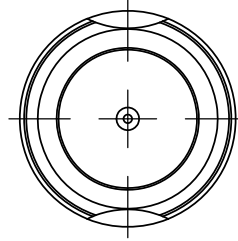
SECTION A-A

DO NOT SCALE DRAWING REV 1
This product may be covered by one or more patents or patent applications.
See <http://www.standardlifters.com/patents.html> for details.

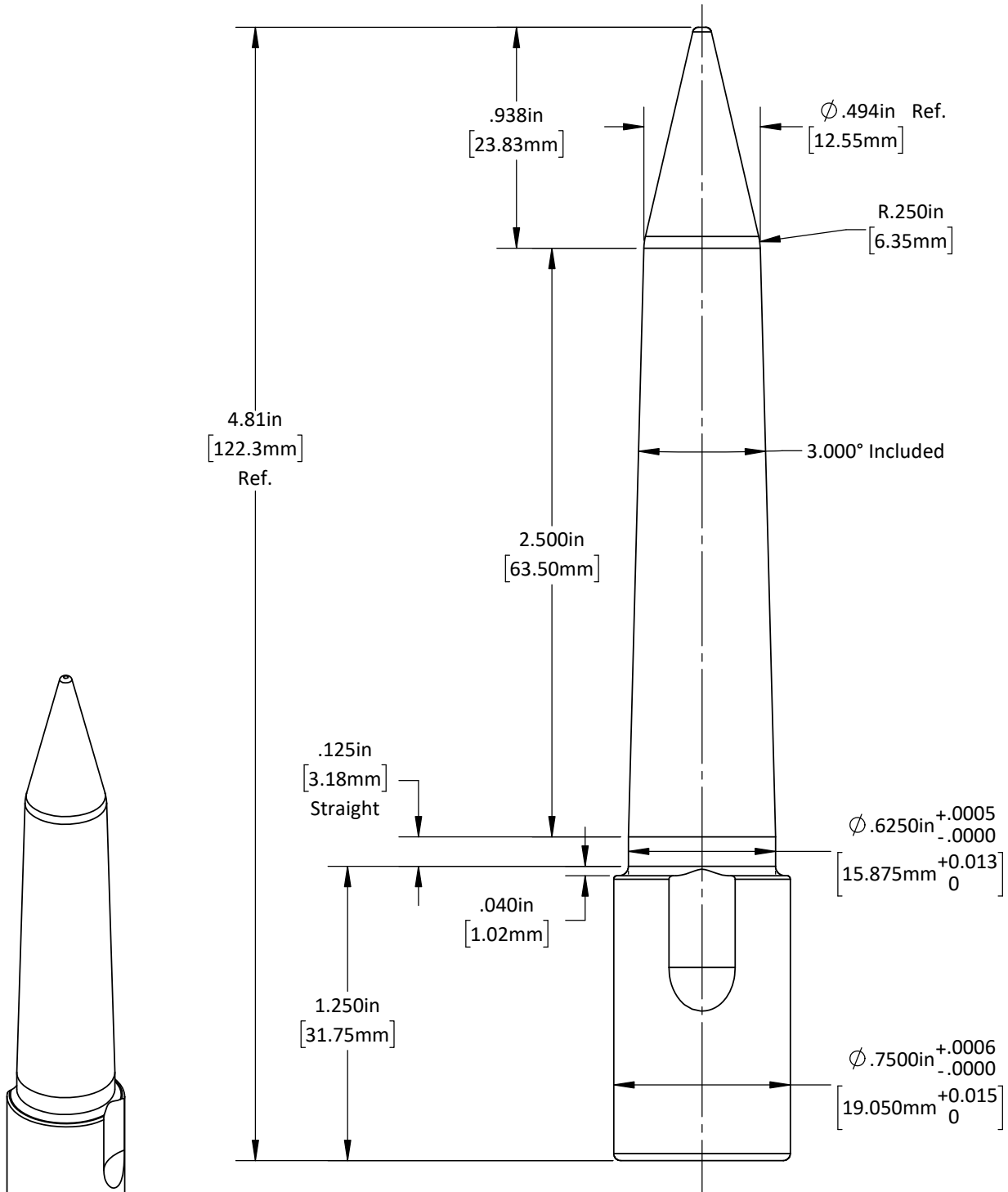
Pilot-PA-T-.625-.125-F-Machining
STANDARD LIFTERS INC



1 Hold Down
PA-T-.625-.125-2.5-3-A-F1



2 Hold Downs
PA-T-.625-.125-2.5-3-A-F2



DO NOT SCALE DRAWING REV 1
 This product may be covered by one or more patents or patent applications.
 See <http://www.standardlifters.com/patents.html> for details.

Pilot-PA-T-.625-.125-2.5-3-A-F1 / F2
STANDARD LIFTERS INC