

STANDARD LIFTERS

MAKING INNOVATION THE STANDARD

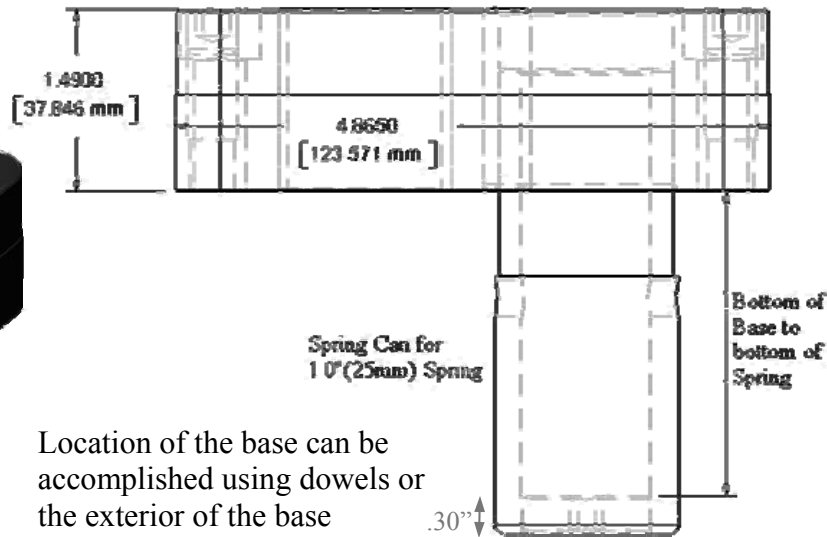
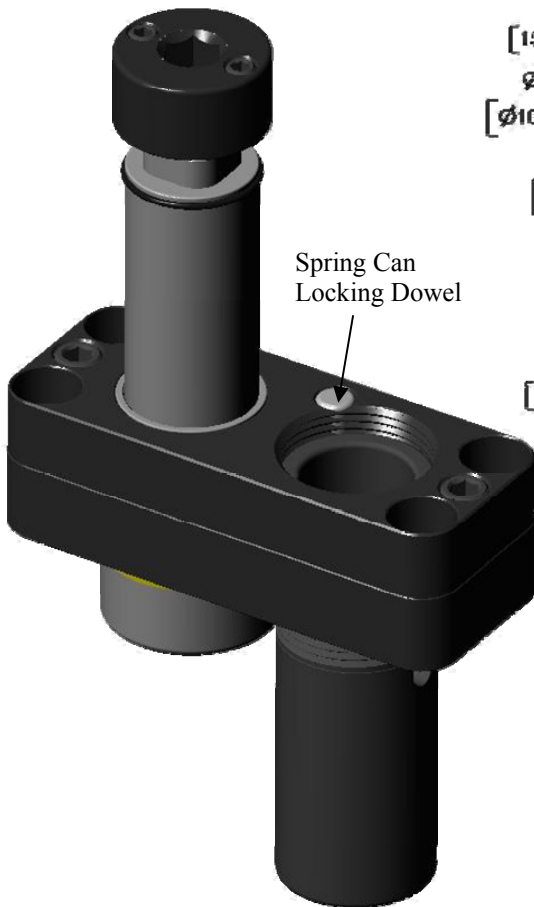
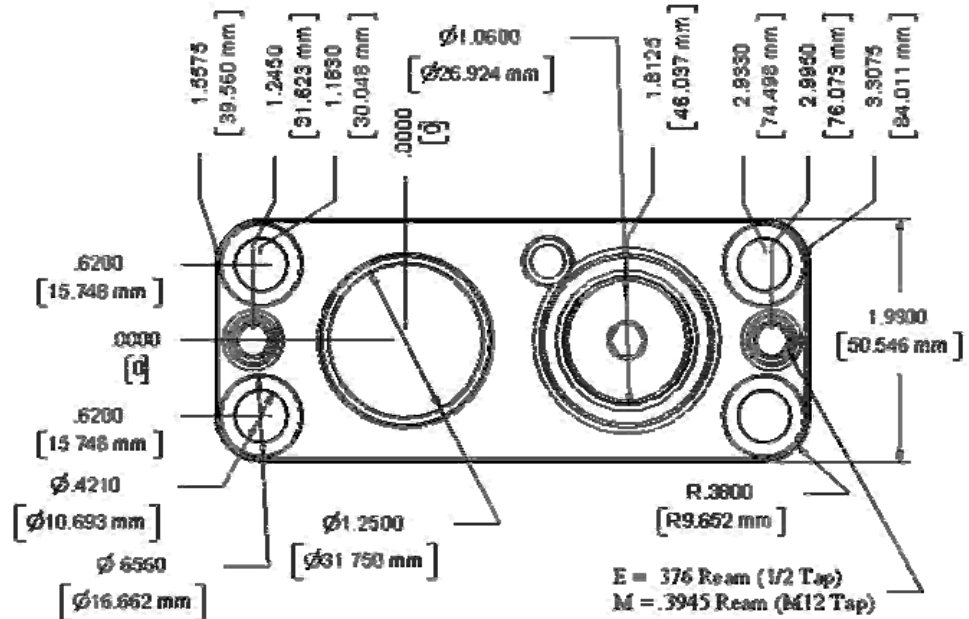


Toll Free: 1-877-754-3837 ~ Fax: (616) 301-2182 ~ www.standardlifters.com ~ sales@standardlifters.com

GK125-G Specifications

GK125-G Base

A 1.875" clearance hole is required below the guide pin location and a 1.625" clearance hole is required for the spring can



Location of the base can be accomplished using dowels or the exterior of the base

All dimensions shown with 4 decimal places for programming purposes

GK125-G Ordering Instructions

GK125-G	Qty	Detail # (Optional)	GK125 Series	Base Style: G	E for English M for Metric	Pin Length: 1.750" - 8.125"	Bottom of Base to Bottom of Spring: 1.300" - 10.300"
	8	Example	GK125	G	E	4.25	2.394
	Example: GK125-G-E-4.25-2.394						